







# RELZXTE Recessed Aluminum LED Edgelit Exit

Project:	
Type:	
Catalog #:	

STANDARD		OPTIONAL	
			
			



## ILLUMINATION

- Ultra-bright, energy efficient, long-life Red or Green LED.
- UV-stabilized ultra-clear acrylic edgelit panel provides consistent, uniform illumination.
- Double face utilizes factory installed silver or white mylar background panel.

## ELECTRICAL

- Dual 120/277 voltage.
- Charge rate/power "ON" LED indicator light and push-to-test switch for mandated code compliance testing.
- 4.8V long-life, maintenance-free, rechargeable NiCd battery.
- Internal solid-state transfer switch automatically connects the internal battery to LED board for minimum 90-minute emergency illumination.
- Fully automatic solid-state, two-rate charger initiates battery charging to recharge a discharged battery in 24 hours.

## MOUNTING

- Compatible with drywall or drop ceiling mount installations. Bar hangers included.

## HOUSING

- Premium-grade, extruded aluminum housing.
- Extruded Aluminum trim assembly is easily detachable from below, providing accessibility for service or maintenance, also available in black or white powder-coated finishes.
- Self-adhesive Chevron appliques and guide template provided for directional indication.


## OPTIONS

- SDT: Self-diagnostic test feature performs monthly, biannually, and annually tests to ensure reliable operation and to meet electrical and life safety codes.
- 2C: Dual-circuit option on the AC-only unit enables it to be connected to two different (one acting as a back-up to the other) supplies at the same time.
- Custom: Signs available with requested 'special' wording.
- USA: Substantial transformation assembly in the U.S. complies with "AssembLED in the USA" under the Buy American Act.

## WARRANTY/LISTING

- Five year warranty on all electronics and housing. Battery pro-rated for five years.
- Meets UL924, NFPA 101 Life Safety Code, NEC, OSHA, Local and State Codes.
- UL listed for damp locations. (0°C – 50°C)

## DIMENSIONS



## ORDERING INFORMATION

Sample Part Number: RELZXTE-1-R-C-W-EM-USA

Special voltage options available. Check with your Best Lighting Representative.

Model	No. of faces	Letters	Panel	Trim Plate	Battery	Options
RELZXTE	1 Single Face	R Red	C Clear*	W White	Blank AC Only	Custom Custom Wording
	2 Double Face	G Green	M Mirror	B Black	EM Battery Backup	USA Assembled in USA
			W White	A Aluminum		SDT Self-diagnostics
						2C Dual-Circuit

\*With single face only.

# RELZXTE Recessed Aluminum LED Edgelit Exit

<b>Project:</b>	
<b>Type:</b>	
<b>Catalog #:</b>	

## ELECTRICAL INFORMATION

Catalog Number	Input Watts (W)		Input Amps (A)	
	120V	277V	120V	277V
RELZXTE-RED/GREEN/EM/2C/SDT	3.8	4.5	0.030	0.020